

## DHL Group Retirement Plan

## DHL Inflation-Linked Gilts fund



## FUND OBJECTIVE

To invest in UK government debt that pays interest linked to UK inflation. This fund also helps to mitigate against pension conversion risk (for indexed annuities).

## RISK PROFILE

The value of an investment and income taken from it is not guaranteed and can go down as well as up, you may not get back the amount you originally invested.

The Fund invests in one or more Collective Investment Schemes ("CIS") to achieve its investment objective, including other CIS managed by LGIM as well as CIS which are managed by entities sitting outside the Legal & General Group plc. Information on the CIS(s) in which the Fund invests should be disclosed in your scheme documentation. However, the information provided may be a high level description and should not be relied upon as a full disclosure of the material risks or terms and conditions associated with investing in the underlying CIS. Please refer to your scheme administrator if you would like more detailed information on each of the underlying CIS held within this Fund.

## FUND FACTSHEET INFORMATION

This factsheet has been produced to provide you with fund information and is not designed to provide advice on the suitability of an investment for your personal financial situation. It should be read in conjunction with your pension scheme particulars. It is not an offer to buy or sell any investment or shares, if you have any questions regarding its contents, please speak to the Trustees or your Financial Advisor.

This fund is invested wholly or predominantly in units of such other funds identified by the Trustees of the pension scheme and maintained by Legal & General Investment Management. These funds may change from time to time. The Fund Objective and Benchmark have also been determined by the Trustees. This factsheet will be updated quarterly.

## FUND FACTS

Fund size <b>£6.7m</b>	Base currency <b>GBP</b>	Benchmark <b>FTSE A Index Linked (Over 5 Year) Index</b>
Launch date <b>Jan 2012</b>	Domicile <b>United Kingdom</b>	Underlying fund <b>Legal &amp; General Over 5 Year Index Linked Gilts Index Fund</b>

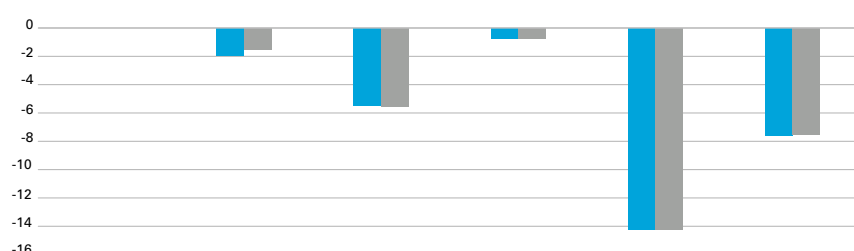
## CHARGES

Annual management charge **0.2425%**

Of this charge 0.17% related to the Administration Charge.

For further information on the underlying fund, click [here](#).

## FUND PERFORMANCE (%)



	3 months	6 months	1 year	3 years	5 years
Fund	-1.93	-5.46	-0.72	-14.25	-7.57
Benchmark	-1.50	-5.51	-0.75	-14.23	-7.53
Relative	-0.43	+0.05	+0.03	-0.02	-0.04

## 12 MONTH PERFORMANCE TO MOST RECENT QUARTER (%)

12 months to 30 June	2024	2023	2022	2021	2020
Fund	-0.72	-17.10	-23.40	-4.32	11.82
Benchmark	-0.75	-17.06	-23.34	-4.24	11.89
Relative	+0.03	-0.04	-0.06	-0.08	-0.07

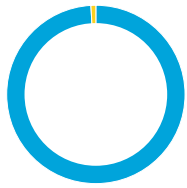
Performance data source: LGIM. All performance periods over a year will be annualised. Returns are calculated on the basis of daily midday mid-market prices. Fund performance is shown net, which is after the deduction of the management fees applicable to your scheme. Please refer to your scheme literature, or to your scheme administrator for the fee rate that applies to your scheme.

**Past performance is not a guide to the future. The value of an investment is not guaranteed and can go down as well as up. Exchange rate variations can cause the value of overseas investments to increase or decrease. You may not get back the amount you originally invested. For overseas markets the figures are sterling adjusted and net of any withholding tax.**



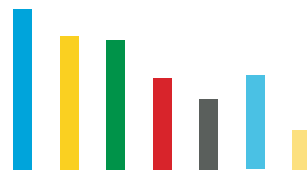
## ALLOCATION

All data source LGIM unless otherwise stated. Totals may not sum due to rounding.



### CREDIT RATING (%)

■ AA	99.1
■ AA-	0.9



### YEARS TO MATURITY (%)

■ 5- 10 Years	22.4
■ 10- 15 Years	18.6
■ 15- 20 Years	18.1
■ 20- 25 Years	12.7
■ 25- 30 Years	9.8
■ 30- 40 Years	13.1
■ 40+ Years	5.5



■ Top 10 holdings 51.1%  
 ■ Rest of portfolio 48.9%  
 No. of issues in fund 28  
 No. of issues in index 28

### TOP 10 HOLDINGS (%)

UK IL Gilt 1.25% 22 Nov 32	6.3
UK IL Gilt 1.125% 22 Nov 37	5.9
UK IL Gilt 0.75% 22 Mar 34	5.6
UK IL Gilt 0.625% 22 Mar 40	5.4
UK IL Gilt 2% 26 Jan 35	5.2
UK IL Gilt 0.625% 22 Nov 42	4.7
UK IL Gilt 0.125% 22 Mar 44	4.6
UK IL Gilt 1.25% 22 Nov 55	4.6
UK IL Gilt 0.75% 22 Nov 47	4.4
UK IL Gilt 0.125% 22 Nov 36	4.3

### Important information

Copyright © 2024 Legal & General. This document is subject to copyright. Any unauthorised use is strictly prohibited. All rights are reserved.

The views expressed in this fact sheet are those of Legal & General Investment Management who may or may not have acted upon them. This document should not be taken as an invitation to deal in Legal & General investments or any of the stated stock markets.

Legal & General Assurance (Pensions Management) Limited ("PMC") is a life insurance company and manages this investment using a policy notionally divided into a number of PF sections ("the funds"). Legal & General Investment Management Limited provides investment and marketing services to PMC. Legal & General Assurance (Pensions Management) Limited is authorised by the Prudential Regulation Authority and regulated by the Financial Conduct Authority and the Prudential Regulation Authority. Registered in England and Wales No. 01006112. Registered Office: One Coleman Street, London, EC2R 5AA. Legal & General Investment Management Limited is authorised and regulated by the Financial Conduct Authority. Registered in England and Wales No. 00119272. Registered Office: One Coleman Street, London, EC2R 5AA.

Source: London Stock Exchange Group plc and its group undertakings (collectively, the "LSE Group"). © LSE Group 2024. FTSE Russell is a trading name of certain of the LSE Group companies. "FTSE®", "FTSE4Good®" are trademarks of the relevant LSE Group companies and are used by any other LSE Group company under license. All rights in the FTSE Russell indexes or data vest in the relevant LSE Group company which owns the index or the data. Neither LSE Group nor its licensors accept any liability for any errors or omissions in the indexes or data and no party may rely on any indexes or data contained in this communication. No further distribution of data from the LSE Group is permitted without the relevant LSE Group company's express written consent. The LSE Group does not promote, sponsor or endorse the content of this communication.

**Internal Code: 35507/034 Underlying fund code: AP**